


Quickstart CADnetwork® RenderCube® for Mac

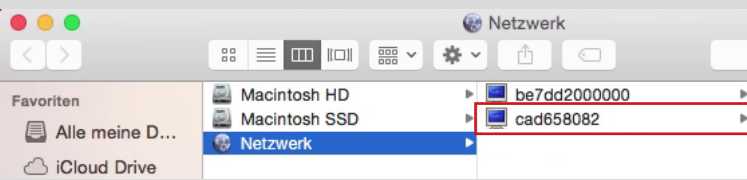
1

Connect the RenderCubes with Power Cord and Network



2

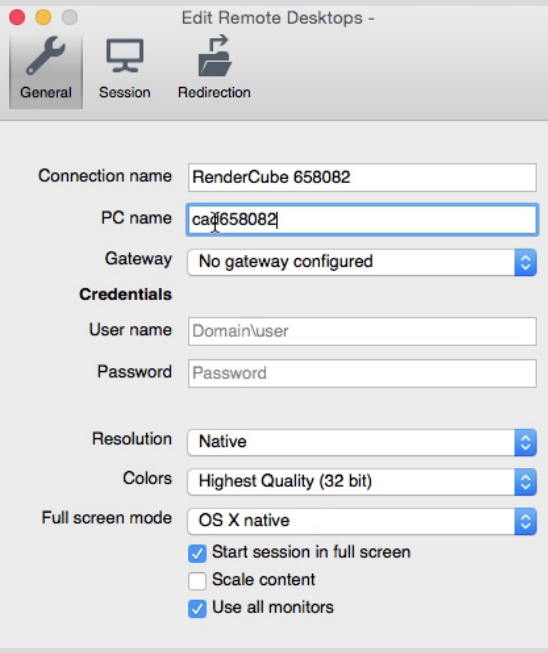
The RenderCubes are automatically visible under Finder -> Network



you need the computer name for the connection

3

Connect to the RenderCube with **Microsoft Remote** (App Store)



Windows Authentication:

User: **CADuser**

Password: **CADnetwork**

